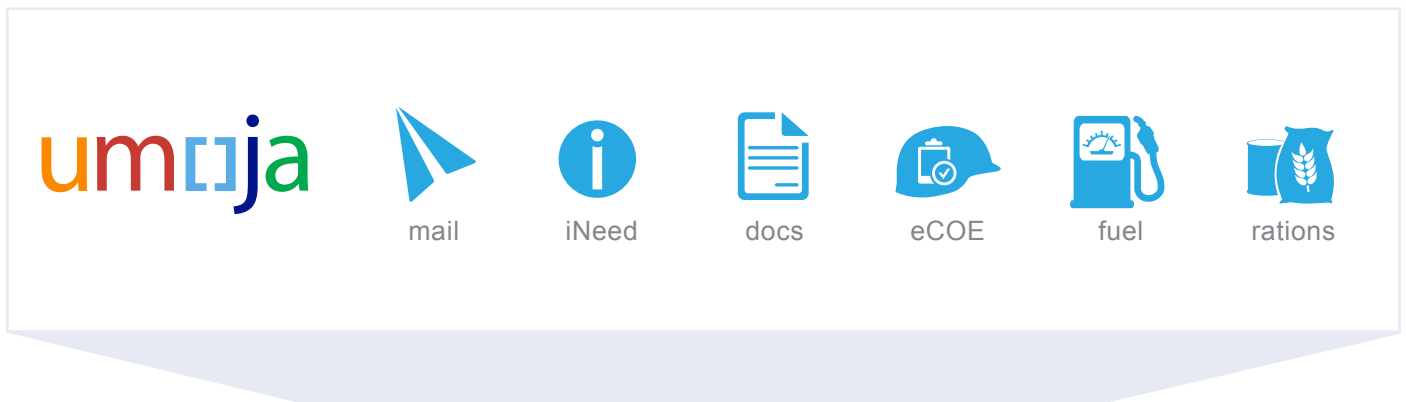


## unite identity

Unite Identity (formerly EIDMS) is an application that allows UN staff to log into various systems using a single-user ID and password. To access Unite Identity, visit: <https://uniteID.un.org>.

Unite Identity is currently used by Umoja as well as other UN systems—Unite Mail (outlook), iNeed, Unite Docs, Enterprise Contingent-owned Equipment (eCOE), Enterprise Fuel Management System (eFMS-2) and Enterprise Rations Management System (eRMS). A growing number of local and specialized applications will adopt Unite Identity in the future.



### Login to Unite Identity

Unite ID:

**CONTINUE**

- Where do I enter my password?
- Forgot your Unite ID?
- Forgot your password?

**STOP. THINK. CLICK... OR DON'T**

Visit <https://unite.un.org/infosec> to learn more about strong passwords and cyber safe behaviour.


## ACTIVATE

Click the link in your notification email. Type in your Unite ID and click "Continue".

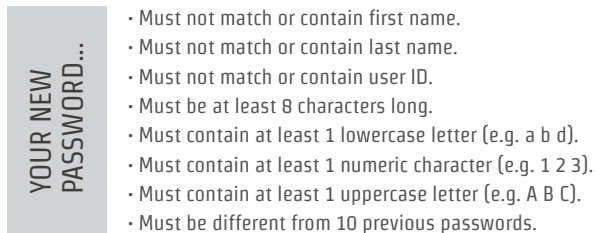


You will receive an email from [Uniteidentity-no-reply@un.org](mailto:Uniteidentity-no-reply@un.org) with a link. Click the link as soon as possible (expires in 24 hours) to complete activation. Check the JUNK folder in your email if you do not receive this email in 30 minutes.

Enter the temporary password (case-sensitive).




Enter a new password.

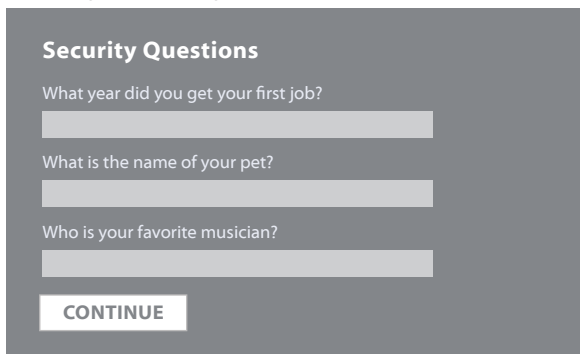


- Must not match or contain first name.
- Must not match or contain last name.
- Must not match or contain user ID.
- Must be at least 8 characters long.
- Must contain at least 1 lowercase letter (e.g. a b d).
- Must contain at least 1 numeric character (e.g. 1 2 3).
- Must contain at least 1 uppercase letter (e.g. A B C).
- Must be different from 10 previous passwords.

Choose your security image and phrase.



Choose your security questions and answers.



**Security Questions**

What year did you get your first job?  
[Input field]

What is the name of your pet?  
[Input field]

Who is your favorite musician?  
[Input field]

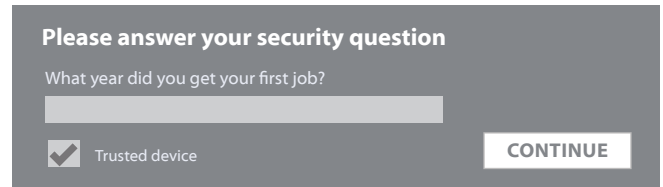
**CONTINUE**

Save Registration.

## LOGGING IN

Log into various UN systems with your activated Unite ID.

1. Enter your Unite ID.
2. Enter password (you will see your security image and phrase).
3. Answer one security question.



If you select the "trusted device" option, you will not need to answer the security question in the future for that device. However, you should never select this option when using public and/or unsecured devices.

## RESET PASSWORD

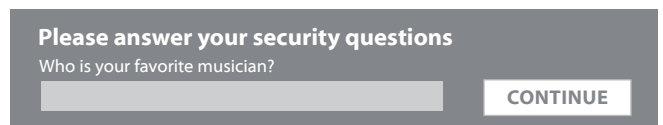
Go to <https://uniteID.un.org> where you can manage your account.

Click on "Forgot your password?"

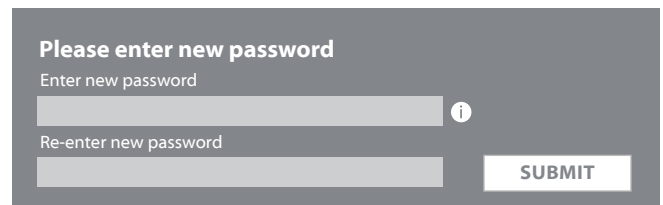


For the "On screen" option:

Answer your security question and click "Continue".



Enter your new password and click "Submit".



For the "By email" option:

Select "I'm not a robot" and click "Continue".



Follow the instructions in the email to reset your password. The link is only active for 24 hours.